



**Experiencing augmented reality
on cultural heritage applications in iVET
(CultApp)**

Intellectual output IO2: Online Teacher Training Programme

Augmented Reality for Cultural Heritage Education (AR4CHE)

AR4CHE USER GUIDE





Introduction:

This Guide aims at supporting users in registering and completing the online training course “Augmented Reality for Cultural Heritage Education” (AR4CHE), which was elaborated in the framework of the Erasmus+ project *Experiencing Augmented Reality on Cultural Heritage Applications in iVET* (short, CultApp).

The User Guide consist of 2 parts:

Part 1 provides explanations on the organizational issues of the course, such as course workload, duration etc.

Part 2 is dedicated to technical issues and provides explanations on how to get registered on Moodle platform where the AR4CHE course is placed.

The User Guide is designed using the Frequently Asked Questions (FAQ) format. Doing so, we hope to tackle possible questions, which might arise, and provide clear answers.

Should you still have any further questions after reading this User Guide, please contact ar4che@fh-mittelstand.de

GOOD LUCK!
CultApp TEAM



Part 1: ORGANIZATIONAL ISSUES RELATED TO THE AR4CHE COURSE

When does the online teacher training program start and when is the deadline for finishing it?

There is no fix start and end date. The course can be completed whenever you decide to dedicate time to it.

What does the online program consist of?

There are five modules which cover topics related to cultural heritage, augmented reality from the technical standpoint, designing your own augmented reality lesson and pedagogical/didactical methodology as follows:

- Module 1: Dynamising the Cultural Heritage in education through Augmented Reality (workload 10 hours);
- Module 2: AR – how it works from the technological viewpoint (workload 15 hours);
- Module 3: AR content production (workload 15 hours);
- Module 4: Project Exercises (10 hours);
- Module 5: How to set up an AR project applied to CH in the class (10 hours).

How much time should I invest into the course?

The estimated workload for completing the entire course is 60 hours. It covers all the time you will invest into studying the entire AR4CHE course (i.e. familiarization with the online learning environment, learning activities, making exercises for self-control, possible collaboration activities with peers on Forum, performing assessment attempts). It might turn out that you would need less (or more) time to complete the course or each module.

Should all the modules be completed in the end?

You can complete either any separate module(s), or the entire course. The modular structure of the curriculum makes it possible to consider different needs of participants.

Will there be an assessment on my progresses?

Yes, at the end of every module there will be an assessment. Upon completing each module, you will be invited to proceed with a Multiple Choice Test. Each test comprises of 10 questions, each question has only 1 right answer.

This assessment is considered as self-assessment. It means the assessment serves only for the purposes of the self-control, to check to which extent did you acquire the knowledge and skills.

What percent of correct answers from tests after each module shall I reach?

Each test is considered as passed by having scored at least 7 correct answers. Should you have achieved less than 7 correct answers, you will be invited to repeat the test again. The number of attempts is unlimited.



Do I need to have prior knowledge or other preconditions to start the course?

No, it is not compulsory to have prior knowledge, except for being able to use PC and mobile phone. For the ones who have some experience with AR, the course would definitely upgrade their knowledge and skills.

Can I recommend the training to my colleagues?

Of course! The online training program will be free to use for your colleagues and all interested parties, so we encourage active sharing!

Are there any technical requirements to start the program?

You should have Internet connection, web-browser and mobile device supporting AR Core/ARKit, and preferably GPS.

What online learning platform will be used for the course?

The platform chosen for the course is Moodle. Moodle is a platform for online and distance learning which allows learners to study at their own pace and discuss the material with each other. More detailed information about how to get registered on Moodle is provided in the second part of this User Guide.

If I have any questions whom should I contact?

Please contact ar4che@fh-mittelstand.de if you have any questions all around the training course.

What kind of recognition (if any) I get after completing the course?

After the accomplishment of a single Module of the online training course, you can earn a badge.

What is a badge?

After completing one full module of the AR4CHE course you will receive a badge, which serves as a proof of completion of that specific module. The badge comes with a title – a specialisation - you earn for completing the module. When you complete the full course, you will receive 5 badges, one for each module. You can download badges as graphic files in .png format.

How to earn a badge?

Please consult the part 2 of this User Guide, section “Badge”!



Part 2: Technical Guideline

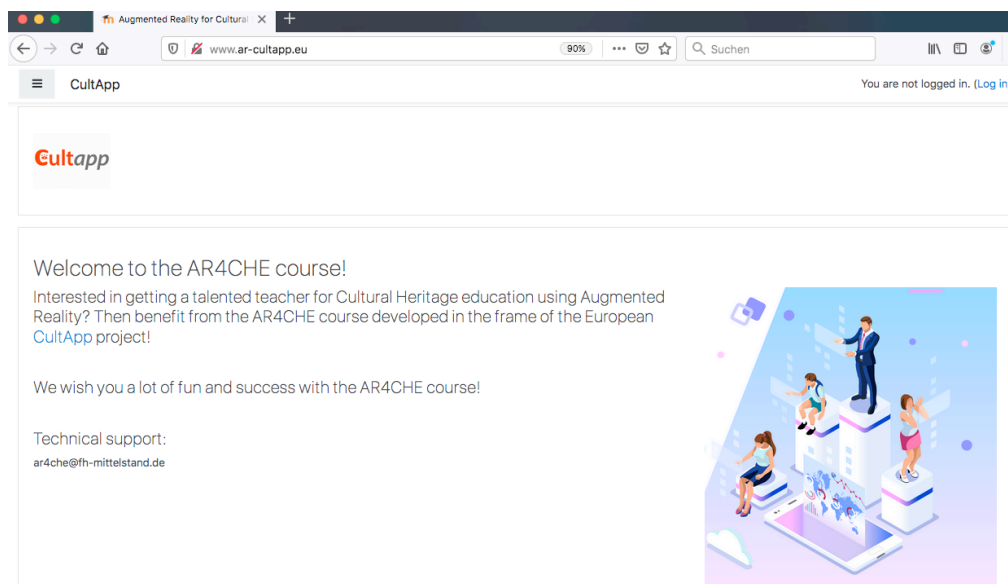
In this section, you will learn how to use the online learning environment for proceeding with the AR4CHE course.

Note: the AR4CHE course will be delivered via the Learning Management System (LMS) MOODLE, which is the most popular technical solution for online learning.

How to access the AR4CHE course?

First, you need to enter the URL <http://www.ar-cultapp.eu/>

The start page of the course looks as follows:



Which browser and operating system (OS) can I use for accessing the AR4CHE course?

The AR4CHE course can be accessed with any standard browser (i.e. Internet Explorer, Firefox, Opera) and is supported with any OS (i.e. Microsoft Windows, Apple's MacOS, Chrome).

Do I need to pre-install any plug-ins to participate in the course?

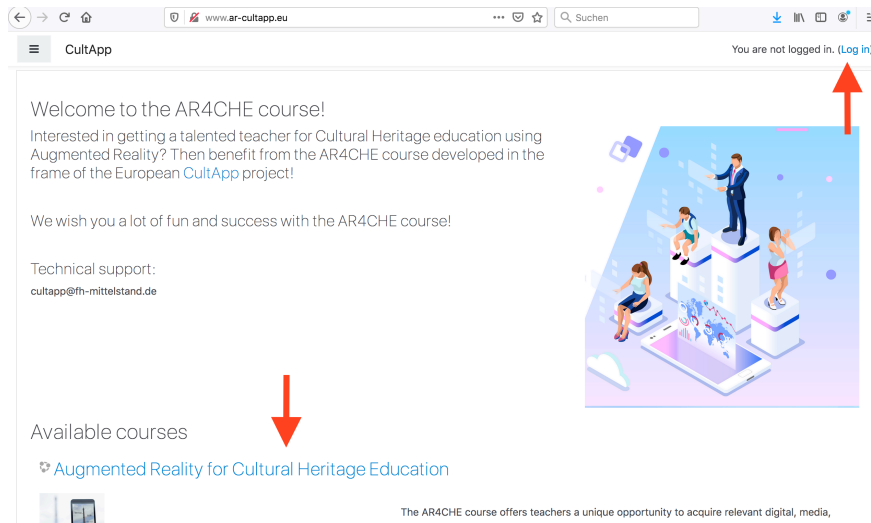
No, no additional plug-ins are needed.

How to get registered to the AR4CHE course?

In order to attend the AR4CHE course, you will need first to get **registered on Moodle**. Upon opening the start page of the course, you have 2 opportunities to proceed with the registration:



1. Click the [Log in](#) button on the top right corner, or:
2. Click on the blue headline [Augmented Reality for Cultural Heritage Education](#):



Once you have accessed the login page, you will be invited to create your new account on Moodle by filling in the registration form below:

You will need to fill in all the required fields marked with .



Note well your user name, password, and email address! You will need them for your next log ins to Moodle!

After that, an email will be sent to the email address indicated by you in the registration form. It will contain easy instructions to complete your registration. Please check also your spam box: Admin notification might land there.

Normally, you will receive the following message:

Hi Olivia Movidis,

A new account has been requested at 'Augmented Reality for Cultural Heritage Education' using your email address.

To confirm your new account, please go to this web address:

<http://www.ar-cultapp.eu/login/confirm.php?data=xcfzMvNIXt5JWNI/oliviaon>

In most mail programs, this should appear as a blue link which you can just click on. If that doesn't work, then cut and paste the address into the address line at the top of your web browser window.

If you need help, please contact the site administrator,

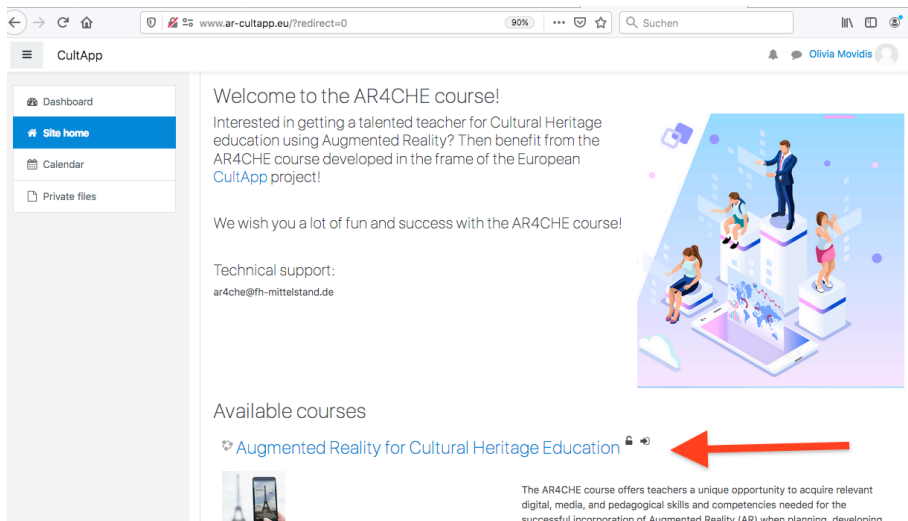
Admin User

Click on the [blue link](#) specified in the Admin notification email to confirm your new account. If you continue to have difficulty, please contact ar4che@fh-mittelstand.de.

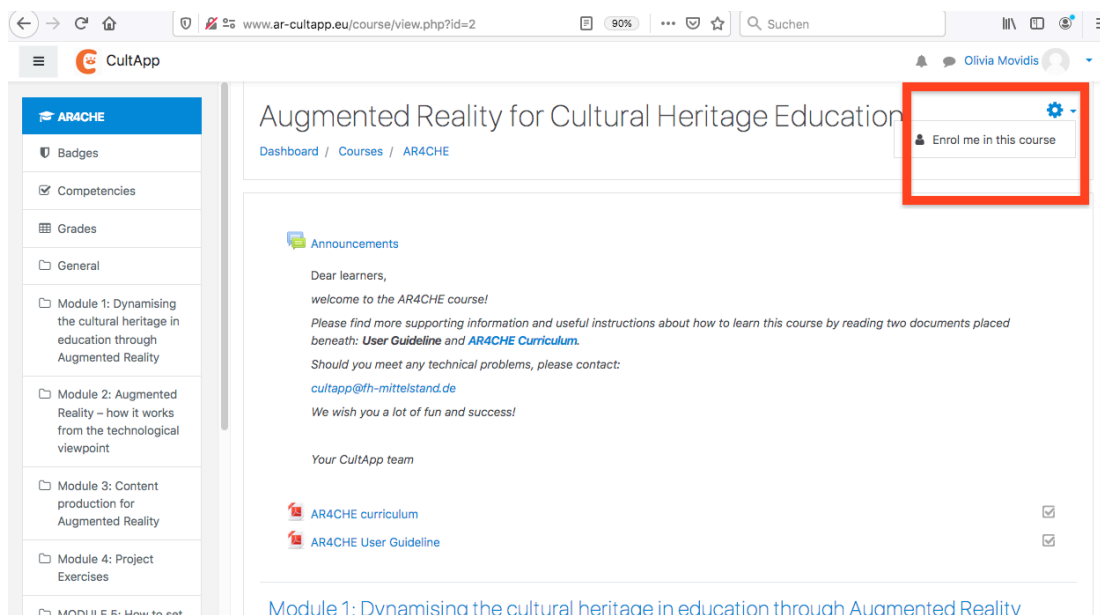
In the second step, you will need to **enrol yourself** in the course Augmented Reality for Cultural Heritage Education. To do, you have to perform a few clicks as follows:

Once you have confirmed your Moodle account, you will be redirected to the courses available at <http://www.ar-cultapp.eu/>

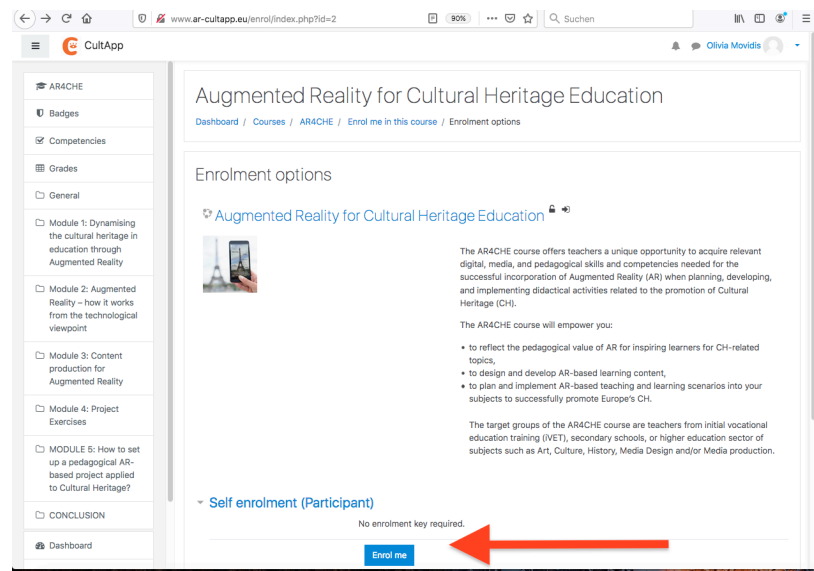
Please select the course [Augmented Reality for Cultural Heritage Education](#):



You will get the access to the AR4CHE space. Click the option “Enrol me in this course” in the top right corner of the screen:



Finally, confirm your enrolment through clicking on **Enrol me** at the bottom of the page:



That's all! Now you are enrolled in the AR4CHE course and can start with your study!

What should I do if I forgot my password?

On the login page, you need to click on [Forgotten your username or password?](#) There you will be required to reset your password following the instructions. A new temporary password will be sent to you by Admin. Please follow Admin's online instructions when changing the password.

Should I add any personal information to my profile?

Yes, you can add any personal information about you such as country, town, personal interests etc. But you are not obliged to do it, it is up to you. You also can upload your picture to your profile. It will appear in the user menu by your name and also on your **Dashboard** page.

It is, indeed, up to you, which preferences do you choose. These settings do not have any positive or negative impact when assessing your learning performance. These settings serve only to make your personal learning environment comfortable.

Who can view my personal information?

Only users registered to the AR4CHE course can view your personal information, including teachers and course managers.

Can I hide my email address from other users?

Yes. To do so, go to **Edit profile**, view the option **Email display**, and select **Hide my email address from non-privileged users**. **Please not that course teachers and managers are privileged users on Moodle and can view your email address anyway.**



Can I change my user name?

No. You cannot normally change your username. Therefore, note it well in case you lost your password. Your username will help identify your account and reopen the access to the AR4CHE course.

For which purposes will my personal data be selected?

Your personal data are only needed to facilitate your smooth learning the course AR4CHE via Moodle. They will be visible only to users who registered for the course AR4CHE on Moodle. Administrator, managers and teachers of the course AR4CHE are not allowed to forward your personal data to third parties.

What is the typical structure of a module?

Each module has a following structure:

- name of the module
- short description of the module
- workload
- knowledge, skills and competencies to be achieved by you
- list of abbreviations used in the module
- learning contents which are structured in sub-chapters, and numbered (i.e., 2.1, 2.2. etc.)
- assessment task
- forum: to address issues all around the module(s) to your peers
- glossary with explanation of terms used within the module
- list of sources to be used by learners (to support learning process)
- list of sources for in-depth learning (for those who wants to learn more about the topic of the module).

How to learn the contents within a module/course?

In principle, you are mostly expected to **read** and **reflect** upon the contents placed on Moodle, and follow instructions provided within those contents. The main specific of the course is self-regulated and self-determined learning. It means, the contents are designed in the way to fully support individual learning, without any teacher.

When reading the contents, you might meet a few additional tasks, for example, “Make a list of 3 AR browsers” or something like this. These tasks are supposed to be a kind of self-assessment, or self-control. They invite you to reflect upon the learned contents and therefore should increase the knowledge retention. No teacher will control whether you performed that task. You are the only person who takes control and fully responsibility of your learning process.



How can I effectively use FORUM for my learning?

Forum is a good opportunity to learn from each other (so-called peer learning). You are invited to discuss on Forum relevant issues related to the AR4CHE course with other users, exchange your experience, ask questions etc.

Each module has its own Forum space. This is to facilitate discussions about concrete issues in the scope of a specific module. You can either publish your own topic for discussions, or participate in the Forum discussion, which was initiated by other users.

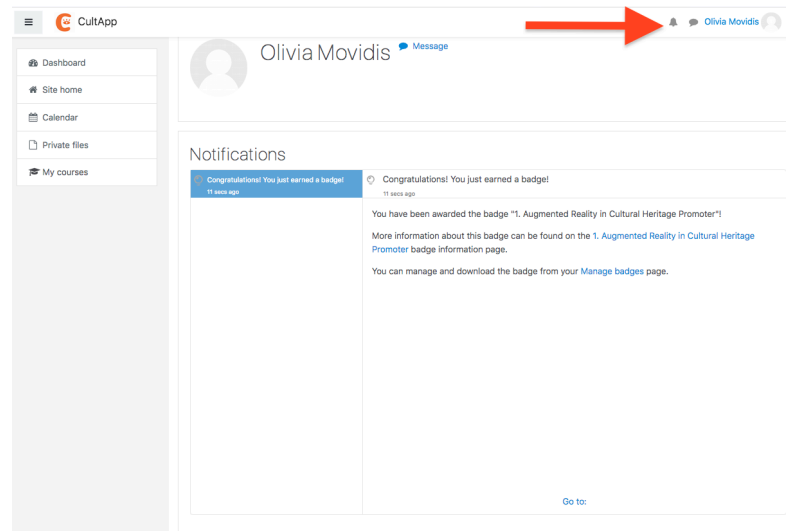
How to earn a badge?

To earn a badge you need to complete one full module in AR4CHE course. This means that you must:

- read the *List of abbreviations* used in the module;
- complete all the sub-units of a Module (e.g. 1.1, 1.2., 1.3 and 1.4.) plus the Summary;
- pass the *Assessment task*;
- read the *Glossary*;
- check the *Sources and references*;
- check the *Associated documents*;
- check the *Sources for in-depth learning*;
- watch the *Resources Webinar* – only in Module 4;
- complete the *Assignment Module 4 Blipp Universum* - only in Module 4.

IMPORTANT: After you have completed all the above-mentioned tasks, tick the box on the list of tasks next to the task name. To complete a module, you need to have all the corresponding boxes ticked.

After you complete a module and earn a badge, you will receive a notification message that you earned a badge for this module. To view the notification, click on the bell icon on your dashboard:





The notification includes a link to *Manage badges* page, where you can manage and/or download your badges.

Below you will find an example of a CultApp badge:



Example of an AR4CHE badge "Augmented Reality Master"

We wish you a lot of success with the AR4CHE course!